

# How to sanitise



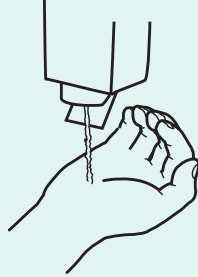
Duration of the entire procedure: 20-30 seconds

1

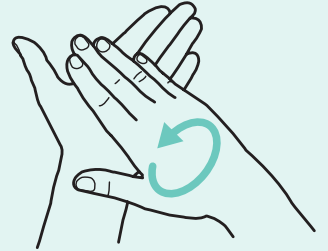


Apply a palmful of the product in a cupped hand;

1b

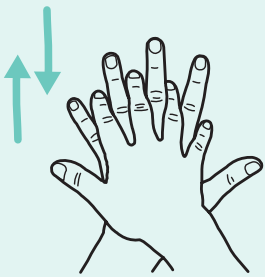


2



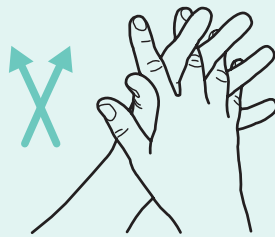
Rub hands palm to palm;

3



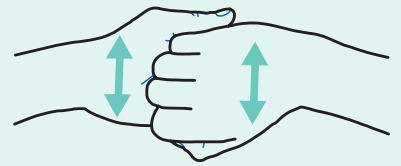
Right palm over left dorsum with interlaced fingers and vice versa;

4



Palm to palm with fingers interlaced;

5



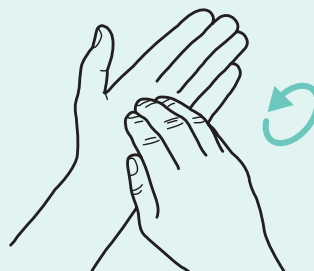
Backs of fingers to opposing palms with fingers interlocked;

6



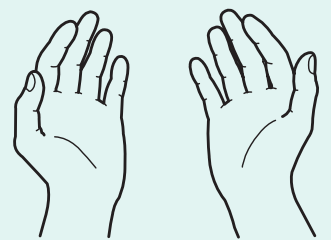
Rotational rubbing of left thumb clasped in right palm and vice versa;

7



Rotational rubbing, backwards and forwards with clasped fingers of right hand in left palm and vice versa;

8



Once dry, your hands are safe.

SAVE LIVES Clean your hands

MIRASAN™

[mirasan.com](http://mirasan.com)