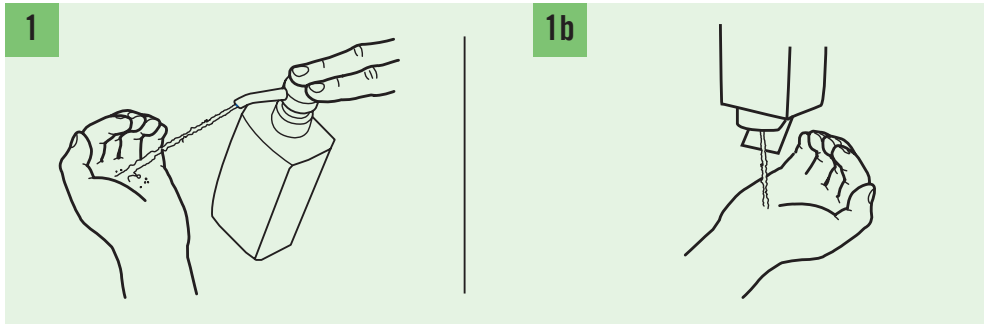


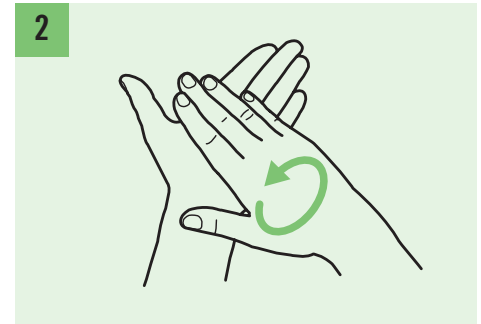
# How to sanitise



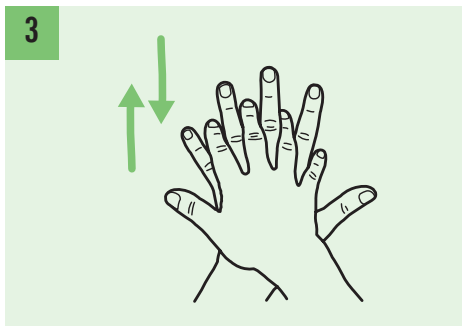
Duration of the entire procedure: 20-30 seconds



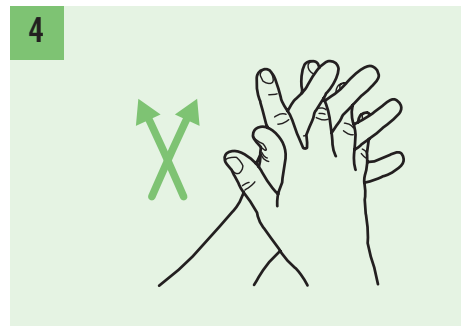
1 Apply a palmful of the product in a cupped hand;



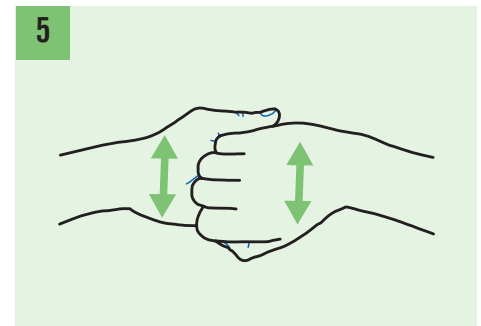
2 Rub hands palm to palm;



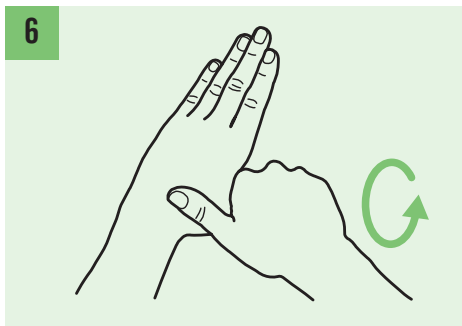
3 Right palm over left dorsum with interlaced fingers and vice versa;



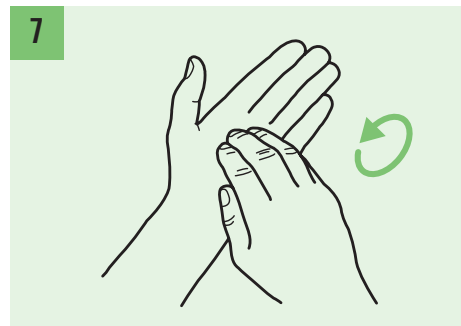
4 Palm to palm with fingers interlaced;



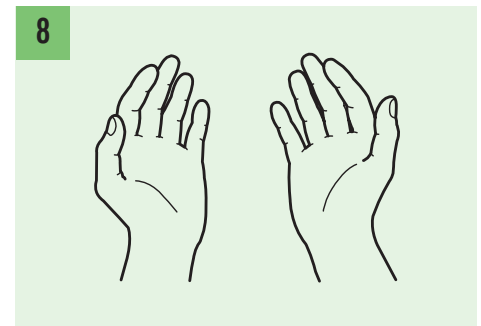
5 Backs of fingers to opposing palms with fingers interlocked;



6 Rotational rubbing of left thumb clasped in right palm and vice versa;



7 Rotational rubbing, backwards and forwards with clasped fingers of right hand in left palm and vice versa;



8 Once dry, your hands are safe.

**SAVE LIVES** Clean your hands

**MIRASAN**<sup>TM</sup>

[mirasan.com](http://mirasan.com)